

AI Insights for December 2025

Last 12 Mo Avg. Manufacturer

Performance Overview

Profit to Sales = Total Profit / Total Sales for a Particular Period

Manufacturer	Total Profit		Sales		Profit to Sales		
	Current	Last 12 Mo Avg.	Current	Last 12 Mo Avg.			
Straumann	\$52,594.88	-14.17%	\$61,275.56	\$309,340.90	17.00%	\$343,883.33	17.86%
Nobel Biocare	\$55,447.08	-44.77%	\$43,673.75	\$330,366.99	-7.70%	\$488,159.49	9.29%
Dentsply Sirona	\$3,614.03	-56.7%	\$8,347.18	\$477,642.14	0.70%	\$259,903.33	3.21%
Zimmer Biomet	\$762.24	-70.97%	\$2,625.75	\$76,112.00	0.00%	\$34,555.33	7.60%
BioHorizons	\$605.17	-30.77%	\$873.39	\$8,069.00	7.50%	\$5,488.83	15.92%
Envista	\$599.08	-30.77%	\$750.17	\$33,229.20	1.66%	\$40,665.75	1.55%
Osstem Implant	\$545.59	-32.66%	\$812.36	\$33,323.12	1.68%	\$06,115.66	1.61%
3M (Velvntum)	\$501.34	-32.29%	\$751.54	\$31,308.20	1.45%	\$47,944.39	1.57%
Ormco (Envista Holdings)	\$459.59	-44.43%	\$701.54	\$31,702.20	1.45%	\$47,844.99	1.57%
American Orthodontics	\$599.10	-41.3%	\$715.54	\$31,122.30	1.60%	\$30,851.36	1.57%
Align Technology	\$350.50	-46.62%	\$696.16	\$22,235.70	1.28%	\$30,122.88	1.37%
Dentsply Sirona	\$294.00	-45.66%	\$8,347.16	\$22,330.30	0.91%	\$259,303.33	3.21%
Forestadent	\$244.33	-65.91%	\$677.66	\$28,230.00	0.07%	\$29,903.46	1.75%
G&N Orthodontics	\$175.13	-11.38%	\$625.20	\$28,230.20	0.62%	\$41,075.98	1.52%
Rocky Mountain Orthodontics (RMO)	\$102.89	-83.7%	\$631.06	\$33,330.00	0.31%	\$45,982.86	1.57%

Summary

Best Performer
Straumann achieved a current payout of \$2,594.88, which is -14.17% below their average payout of 61,275.56.

Standout Insights

Dentsply Sirona

Profit 61% **Avg: 66.44%**
Dentsply Sirona shows a significant decrease of 96.44% compared to last-12m.

Rocky Mountain Orthodontics (RMO)

Profit 100.0% **Avg: 33.7%**
Rocky Mountain Orthodontics (RMO) shows a significant decrease of 63.7% compared to last-12m.

G&N Orthodontics

Profit 175.32% **Avg: 13.99%**
G&N Orthodontics shows a significant decrease of 77.93% compared to last-12m.

Zimmer Biomet

Profit 223.30% **Avg: 16.97%**
Zimmer Biomet shows a significant decrease of 70.97% compared to last-12m.

Foresadent

Profit 844.6% **Avg: 41.07%**
Foresadent shows a significant decrease of 62.91% compared to last-12m.


[View all 19](#)

AI-Powered Insights Dashboard for Sales Commission Management

Overview

Organizations with growing sales teams often struggle with managing and interpreting commission data. Traditional systems rely heavily on spreadsheets or static dashboards, making it difficult for decision-makers to extract meaningful insights quickly.

Appsvolt transformed a conventional sales commission system into an **AI-powered insights platform**, enabling real-time visibility, automated analysis, and intelligent decision-making.



Challenges

The client was using a traditional sales commission management system that presented several operational and strategic limitations:

Data Fragmentation

Heavy reliance on manual reporting and multiple data sources.

Slow Analysis

Lack of real-time insights for decision-making.

Limited Visibility

Difficulty in identifying top-performing sales representatives and trends.

Reactive Reporting

Time-consuming analysis for leadership teams.

Business users had to spend significant time navigating reports instead of focusing on actionable insights. This created delays in decision-making and reduced overall efficiency.

Objective

The primary goal was to enhance the existing system by introducing AI capabilities that could:

01

Automate Data Analysis

Automatically analyze sales and commission data.

03

Performance

Improve visibility into performance metrics

02

Deliver Real-Time Insights

Provide real-time insights and summaries

04

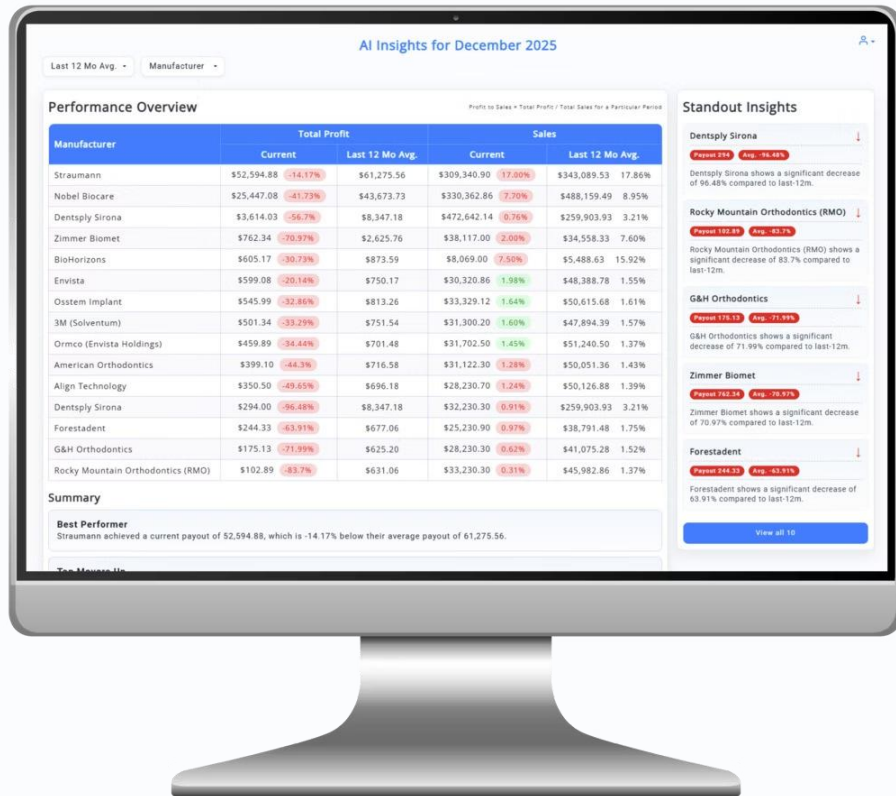
Enable Data-Driven

Enable faster, data-driven decision-making



Solution

AI Insights Dashboard



Appsvolt developed an **AI Insights Dashboard** that transformed raw sales and commission data into meaningful, actionable intelligence.

The solution leverages AI to interpret monthly sales data and present it through intuitive visualizations and narrative summaries, allowing business users to understand performance at a glance.

Custom Prompt Analytics

To give the user even more flexibility, we implemented a Custom Prompt feature that lets users query their commission and sales data using simple natural language. Instead of crafting complex filters or SQL queries, users can simply type questions like:

Performance Query

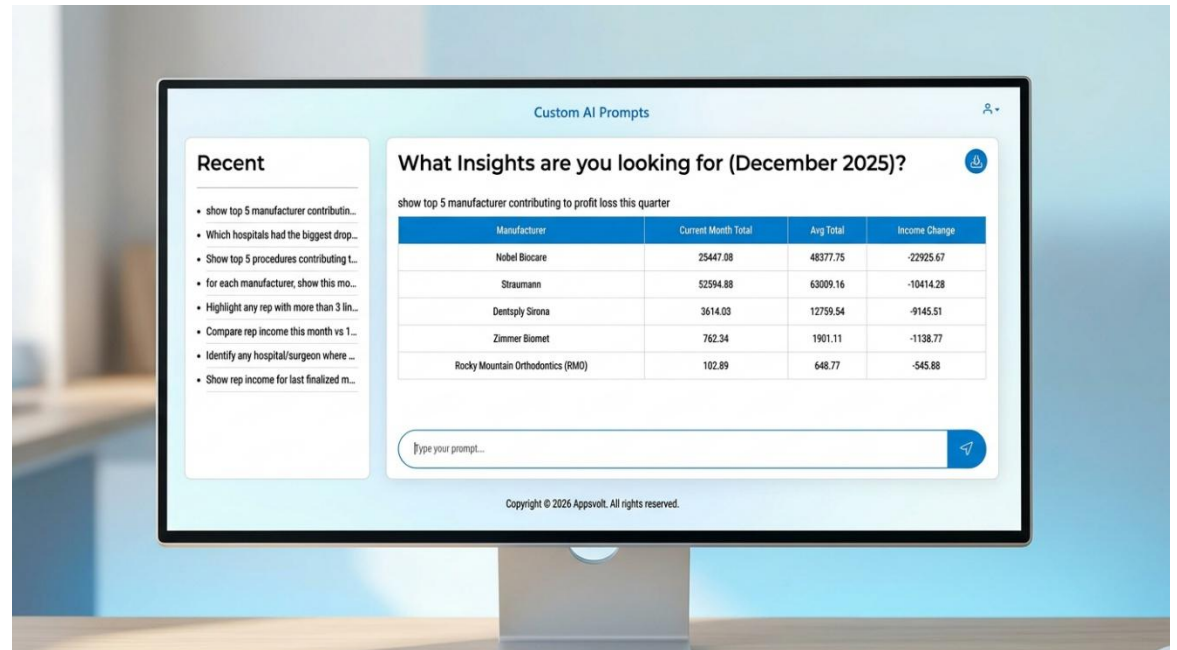
Show me the top 5 Sales Reps for implant procedures in the last quarter.

Commission Analysis

Which surgeons generated the most commission for braces last month?

Trend Detection

Identify Sales Reps whose commission dropped more than 20% compared to the previous month.



Key Capabilities



AI-Generated Insights

Instead of manually analyzing reports, users receive automated summaries explaining: Sales trends, Commission distribution, Performance highlights



Smart Data Visualization

Complex datasets are converted into easy-to-understand dashboards, enabling quick interpretation of key metrics.



Natural Language Interaction

Users can query the system using simple prompts and receive contextual insights, making analytics more accessible.



Performance Tracking

- Top-performing sales representatives,
- High-value manufacturers and procedures,
- Key revenue drivers

Technology Approach

Appsvolt leveraged a modern AI/ML stack combined with scalable cloud architecture to build the solution:



Data Integration

ChatGPT AI models for data interpretation and summarization



Real-Time Processing

Integration with existing sales and commission systems



AI Models

Real-time data processing pipelines



Interactive Interface

Interactive dashboard interface



Business Impact

The implementation of the AI Insights Dashboard delivered measurable improvements:



Faster Decision-Making

Leadership teams can now access insights instantly, reducing dependency on manual reporting.



Increased Productivity

Teams spend less time analyzing data and more time acting on insights.



Improved Transparency

Clear visibility into sales performance and commission structures enhances trust and accountability.



Data-Driven Culture

The organization shifted from reactive reporting to proactive decision-making.



Key Outcomes

→ Reduced Manual Effort

Significant reduction in manual reporting, freeing up valuable time and resources.

→ Enhanced Visibility

Clear, real-time visibility into sales and commission performance across the organization.

→ Identify Trends & Opportunities

Improved ability to quickly identify emerging trends and seize new business opportunities.

→ Faster, Accurate Decisions

Empowers leadership with data-driven insights for more rapid and precise business decisions.

How Appsvolt Delivers Value

Appsvolt specializes in building intelligent, scalable solutions tailored to business needs. In this project, the focus was not just on adding AI, but on delivering measurable business outcomes.

01

Understand Challenges

Analyzing specific business challenges and data flows to define clear objectives.

03

Seamless Integration

Ensuring smooth and efficient integration with existing enterprise systems.

02

Design AI Solutions

Crafting AI-driven solutions that are precisely aligned with strategic goals.

04

Build Scalable Architecture

Developing robust, future-ready architectures that grow with the business.

Appsvolt enables organizations to transition from traditional systems to **AI-powered platforms that drive efficiency, insights, and sustainable growth.**

Ready to Transform Your Analytics?

The AI Insights Dashboard demonstrates how AI can transform traditional business processes into intelligent systems. By automating analysis and delivering actionable insights, organizations can unlock the true potential of their data.

For companies looking to enhance their analytics capabilities, this case study highlights the impact of combining **AI, data, and user-centric design**.

If your organization is looking to modernize its systems and leverage AI for smarter decision-making, Appsvolt can help you achieve that transformation:

Visit Our Website

appsvolt.com

Explore AI Solutions

Discover our innovative portfolio and client success stories.

Connect with Experts

Schedule a consultation to build your next AI-powered product.